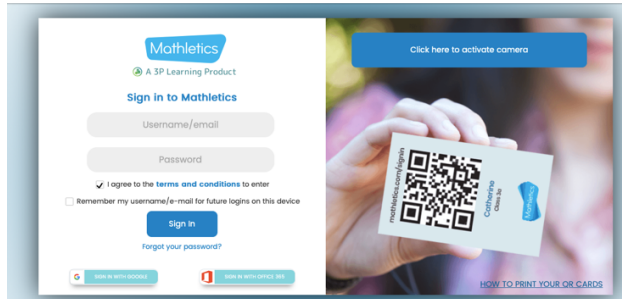


Step-by-step login details for remote learning websites

Mathletics

Visit: www.mathletics.com

You will be taken to the following page:

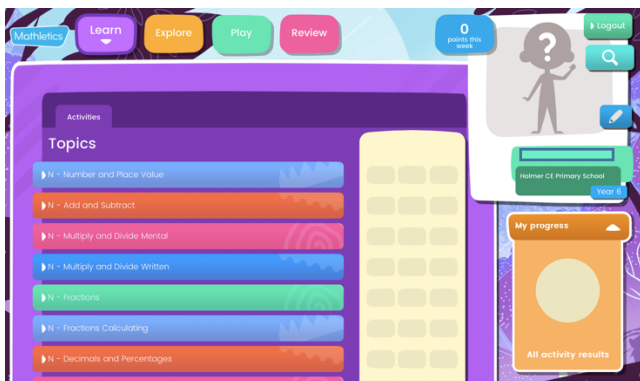


Your teacher has printed your login details, but you can also record them below:

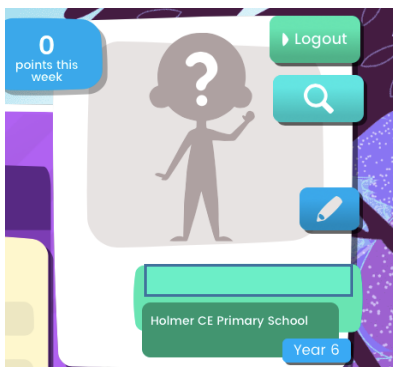
Username: _____

Password: _____

Once logged in, you will be taken to the home page.



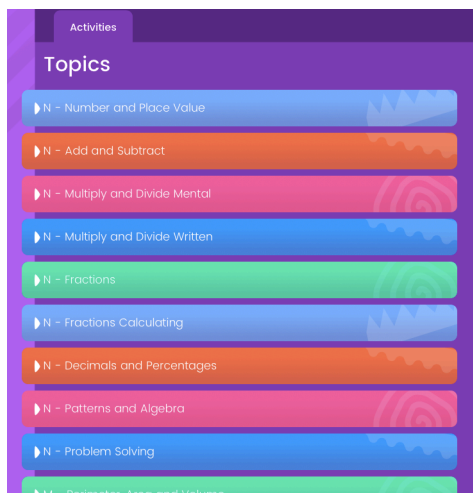
Priorities...we know you will be desperate to change your avatar. To do this click here:



Once you've got yourself sorted, you can begin to explore the rest of the website!

Not only is Mathletics great because it has loads of BRILLIANT activities to support Maths, but it also has videos which explain HOW to do carry out different methods. Oh..., and it's FUN too!

Once your back on your home page, you will be able to see the contents section:



By clicking on one of the topics, it will take you to another page which breaks it down into different activities:



Your teacher may direct you to these activities in their instructions.

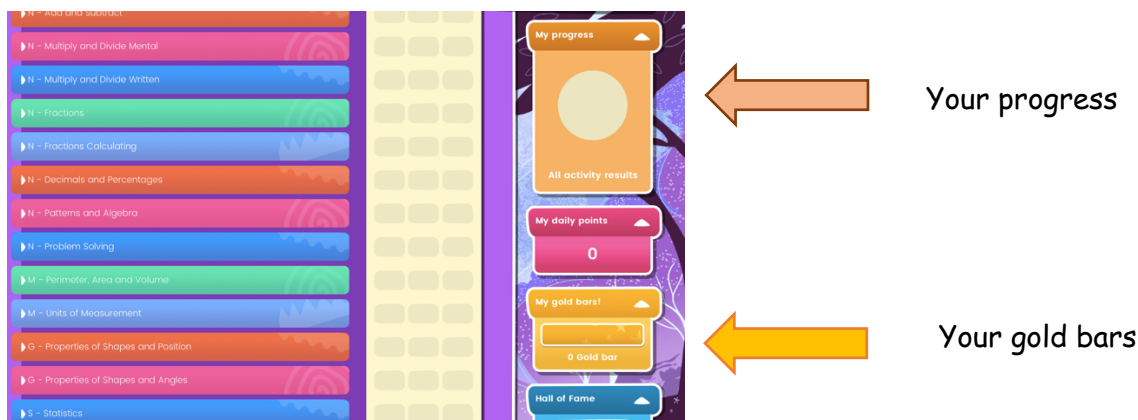
Not only this, but on the right-hand side of the screen, there is a link to their fab videos and their interactive demos! These are well worth exploring!

Once you've completed the tasks set by your teachers, you might wish to just play for fun! To do this, click on the green play tab at the top of your screen. This will take you to a menu like this:



Click on the arrows either side of the main screen, to scroll through the different games available. When you have found one you like the look of, just click play!

Finally, as you play will earn gold bars and can also monitor your progress. You can keep track of both by looking at your home screen. They are displayed under your avatar:



We hope you love Mathletics as much as we do! If you have any questions, email admin@holmer.hereford.sch.uk