

Step-by-step login details for remote learning websites

Education City

Visit: www.educationcity.com

You will be taken to the following page:

(Please note, the home page images rotate through a set).

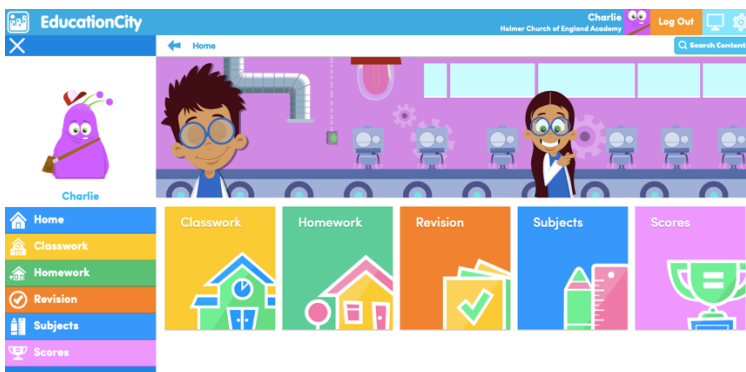


Click login at the top right of the page. Your login details are:

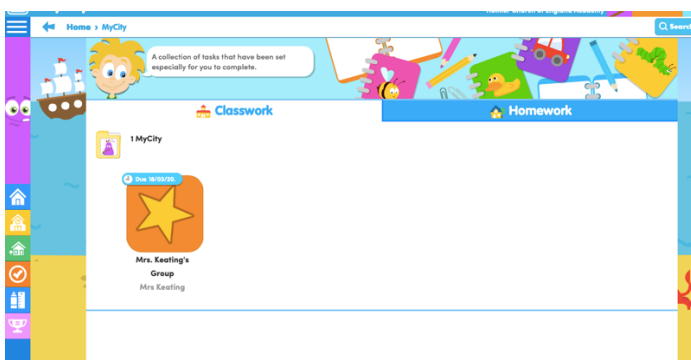
Username: _____

Password: _____

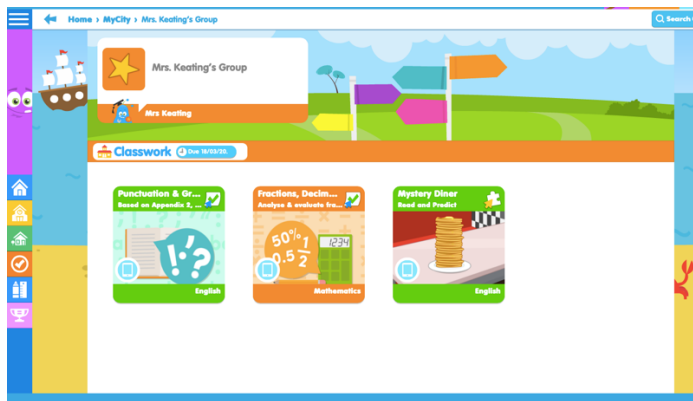
Once logged in, you will be taken to an overview page which will show you any recently assigned tasks, along with any previous results. It will look like this:



Click on classwork to see any groups you are in. This will take you to the page below:



Click on your teacher's icon. This will take you to a page listing any activities you teacher has set. It will look like this:



Click on each activity to begin and follow any specific instructions given.

Have fun! If you have any questions, email admin@holmer.hereford.sch.uk